

(12) INTERNATIONAL APPLICATION PUBLISHED UNDER THE PATENT COOPERATION TREATY (PCT)

(19) World Intellectual Property Organization  
International Bureau



(43) International Publication Date  
15 August 2002 (15.08.2002)

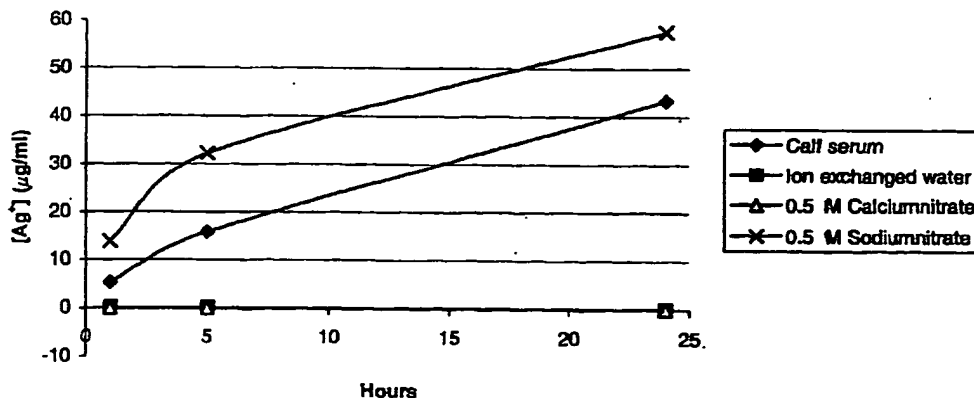
PCT

(10) International Publication Number  
WO 02/062403 A1

- (51) International Patent Classification: A61L 15/44, 26/00, 28/00
- (21) International Application Number: PCT/DK02/00095
- (22) International Filing Date: 8 February 2002 (08.02.2002)
- (25) Filing Language: English
- (26) Publication Language: English
- (30) Priority Data:  
PA 2001 00202 8 February 2001 (08.02.2001) DK
- (71) Applicant (for all designated States except US): COLOPLAST A/S [DK/DK]; Holtedam 1, DK-3050 Humlebæk (DK).
- (72) Inventor; and
- (75) Inventor/Applicant (for US only): NIELSEN, Brian [DK/DK]; Granstien 5, DK-3330 Goerløse (DK).
- (74) Common Representative: NILAUSEN, Kim; Coloplast A/S, Patent Department, Holtedam 1, DK-3050 Humlebæk (DK).
- (81) Designated States (national): AE, AG, AL, AM, AT (utility model), AU, AZ, BA, BB, BG, BR, BY, BZ, CA, CH, CN, CO, CR, CU, CZ (utility model), DE (utility model), DK (utility model), DM, DZ, EC, EE (utility model), ES, FI (utility model), GB, GD, GE, GH, GM, HR, HU, ID, IL, IN, IS, JP, KE, KG, KP, KR, KZ, LC, LK, LR, LS, LT, LU, LV, MA, MD, MG, MK, MN, MW, MX, MZ, NO, NZ, OM, PH, PL, PT, RO, RU, SD, SE, SG, SI, SK (utility model), SL, TJ, TM, TN, TR, TT, TZ, UA, UG, US, UZ, VN, YU, ZA, ZM, ZW.
- (84) Designated States (regional): ARIPO patent (GH, GM, KE, LS, MW, MZ, SD, SL, SZ, TZ, UG, ZM, ZW), Eurasian patent (AM, AZ, BY, KG, KZ, MD, RU, TJ, TM), European patent (AT, BE, CH, CY, DE, DK, ES, FI, FR, GB, GR, IE, IT, LU, MC, NL, PT, SE, TR), OAPI patent (BF, BJ, CF, CG, CI, CM, GA, GN, GQ, GW, ML, MR, NE, SN, TD, TG).
- Published:  
— with international search report
- For two-letter codes and other abbreviations, refer to the "Guidance Notes on Codes and Abbreviations" appearing at the beginning of each regular issue of the PCT Gazette.

(54) Title: A MEDICAL DRESSING COMPRISING AN ANTIMICROBIAL SILVER COMPOUND

Silver release in different media



(57) Abstract: A medical dressing comprising a complex of silver and being capable of releasing antimicrobial silver ion activity, said complex comprising silver and a transition element of Group IV of the periodic system of elements enables a controlled release of silver ion activity to a wound bed.

WO 02/062403 A1

BEST AVAILABLE COPY

A medical dressing comprising an antimicrobial silver compound.

## **BACKGROUND OF THE INVENTION**

### **5 1. Field of the Invention**

The present invention relates to a medical dressing comprising a complex of silver and being capable of releasing antimicrobial silver ion activity to a wound, a method for preparing such dressing, and a method for treating a human being.

10 The antiseptic activity of silver compounds is a well-known property, which has been utilised for many years. The bacteriostatic and fungistatic effect is caused by the silver ion and a simple compound, which has been used clinically, is for instance silver nitrate. Silver nitrate in concentrations of 0,5 - 1% in water shows disinfectant properties and is used for preventing infections in burns or for  
15 prophylaxis of neonatal conjunctivitis. For another silver compound, silver sulfadiazine, the antibacterial effect of the sulfadiazine molecule is further enhanced by the complexing with the disinfecting silver ion. In contrast to the silver nitrate, the solubility of the silver sulfadiazine complex is low and hence, both of the two active parts are only present in solution in low concentrations but  
20 may be present over a longer period of time before being washed out at site to be treated. The silver sulfadiazine is intensively used in the treatment of wounds, in particular burns, under the trademarks Silvadene® and Flamazine®. Silver-protein-combinations are yet other antiseptic formulations, which have been used, in low concentrations as eye drops.

25

### **2. Description of the Related Art**

Antiseptics based on the silver ion are further used in various medical devices. One example of such application is the use in the wound dressing sold by Johnson & Johnson under the trademark Actisorb® which is an activated  
30 charcoal cloth dressing. Another example is the wound dressing sold under the trademark EZ-Derm by Genetic Laboratories which dressing is a modified pigskin impregnated with a soluble silver compound intended for treatment of burns.

A number of patents disclose compositions or devices showing antiseptic properties based on contents of silver compounds. EP 272 149 B1 discloses a medical dressing of the 'hydrocolloid' type containing and releasing active components. Silver chloride is a specific antiseptically acting compound  
5 mentioned in this patent.

EP patent publication No. 0 905 289 discloses antibacterial cellulose fibre being characterised in that a tertiary amine N-oxide was used as a solvent for pulp, and a silver based antibacterial agent selected from the group of silver zeolite, silver  
10 zirconium phosphate, silver calcium phosphate, and silver soluble glass. It is claimed that adding magnetized mineral ore powder may increase the antibacterial effect.

A specific advantage in using the silver ion as antiseptic agent is the general lack  
15 of formation of bacterial tolerance to the compound. This is in contrast to many types of antibiotics. However a major drawback when using ionic silver for bacteriostatic purposes is the reduction of the ion to free silver, which results in dark staining.

20 In the treatment of chronic wounds it is desirable to have a product capable of absorbing wound fluid and, at the same time also releasing antimicrobial activity to the wound bed. Burns, leg ulcers, diabetic foot ulcers and pressure sores may have delayed or slowed healing due to colonisation of the wound bed. For this purpose, it is desirable to have a dressing being able to absorb wound exudates  
25 and at the same time releasing antimicrobial activity to the wound, to prevent infection and/or delayed wound healing due to colonisation of the wound.

It is an object of the present invention to provide medical dressings capable of rendering silver ions available sufficiently quickly and in a sufficiently high and  
30 lasting concentration to ensure that an effective antiseptic activity is obtained and to ensure that the silver ions will not be released unintendedly from the dressing.

Still further it is an object to provide a method for preparing such medical dressings without losing the antiseptic activity of the silver ions.

5 Such medical dressings may e.g. be wound dressings, ostomy appliances or dressings for covering sites of the skin having an incision, e.g. for a catheter such as a catheter for drainage purposes.

10 It has surprisingly been found that certain silver complexes comprising silver and a transitional element of group IV of the Periodic System of Elements may be incorporated in an adhesive or foam matrix of a medical dressing without losing the antiseptic activity and that the release of silver ions may be controlled to ensure that silver ions will not be released from the dressing unintendedly and that the release may be initiated in a controlled manner.

#### 15 **SUMMARY OF THE INVENTION**

The present invention relates to a medical dressing comprising a complex of silver and being capable of releasing antimicrobial silver ion to e.g. a wound bed.

20 Furthermore, the invention relates to a method for preparing medical dressings in the form of foam being capable of releasing antibacterial activity to a wound bed.

#### **Brief Description of the Drawings**

25 The invention is disclosed more in detail with reference to the drawings in which Fig.1 shows a graphical representation of the release of silver in different media from a dressing according to the invention, and

Fig. 2 shows a graphical representation of the release of silver in different media from a dressing of the state of the art comprising silver.

#### **Detailed Description of the Present Invention**

30 The present invention relates to a medical dressing comprising a complex of silver and being capable of releasing antimicrobial silver ion activity, said complex

comprising silver and a transitional element of Group IV of the Periodic System of Elements.

- 5 It has been found that silver is only released from a dressing according to the invention, when the dressing is contacted with a liquid comprising ions and no release is seen when contacted with distilled water. This effect is especially pronounced in connection with liquids predominantly comprising monovalent ions.
- 10 This finding enables a controlled release of the silver ion activity in that it is not released when a dressing is contacted with distilled water, only on contact with an ionic solution. Thus, it is possible to rinse e.g. a wound or a stoma or the peristomal area of the skin of an ostomate or the area around an incision for e.g. drainage purposes using distilled water without risk of unintended early release of
- 15 silver ion activity before it is actually needed, namely when e.g. an exudate is present. Furthermore, silver ion activity is not released from parts of a dressing not being wetted by an ionic solution. Still further, distilled water or essentially ion-free water may be used in the production and/or be incorporated in a product of the invention without releasing the silver ion activity.
- 20 Without limiting the invention to any specific theory it is assumed that an absorbent medical dressing is capable of absorbing exudate or the like whereafter ion exchange with cations from the absorbed fluid in the dressing releases the silver promoting antimicrobial activity. Thus, it is assumed that when
- 25 e.g. wound exudate is absorbed into a wound dressing according to the invention, an ion exchange between sodium ions of the exudate and silver of the antimicrobial complex is initiated, and the released silver ions will be transported into the wound bed to exercise antimicrobial activity.
- 30 The complex used in accordance with the present invention may preferably comprise a transitional element such as titanium, zirconium or hafnium, and it is especially preferred that the silver is in the form of complex with zirconium.

The complex is suitably a phosphate complex not having adverse effect when in contact with open wounds. Such complex preferably also comprises a further cation such as an alkali metal ion e.g. lithium, sodium, or potassium, preferably sodium.

5

A silver sodium hydrogen zirconium phosphate complex has proven to be especially suitable for the purpose of the present invention.

The dressings of the invention may have a content of silver in the range of 0.01 to 10 30 mg silver/cm<sup>2</sup> wound dressing. The content of silver is preferably in the range of 0.1 to 15 mg, more preferred in the range of 0.2 to 6 mg, e.g. about 1 mg silver/cm<sup>2</sup>.

15 It is preferred that a dressing of the invention comprises an absorbing constituent or element and that the complex of silver is comprised in such absorbing constituent or element as a wound exudate or other liquid will then more easily come into contact with each other.

20 An absorbing constituent or element may preferably be a separate element of an absorbing foam, a hydrogel, or paste, or be in the form of hydrocolloids and/or an alginate in the form of a separate element or particulate and homogeneously distributed in the dressing. In case of a hydrogel, care must be taken during production that no ionic constituents are used in order not to release the silver ion activity from the complex of silver. Such hydrogels may thus comprise non-ionic 25 absorbers such as non-ionic cellulose derivatives, e.g. hydroxyethyl cellulose or PVP and non-ionic water and optionally non-ionic preservatives such as propylene glycol.

30 It has been found suitable that the absorption of a medical dressing of the invention is higher than 3 grams per gram wound dressing, preferably higher than 5 grams per gram wound dressing.

In a preferred embodiment of the invention, the dressing comprises a polyurethane foam layer forming at least a part of the skin-contacting surface of the dressing. Such a foam may be produced incorporating particles of a complex comprising silver and a transitional element of Group IV of the Periodic System of Elements homogeneously distributed in the foam without losing the desired properties.

Such an absorbing element may in one embodiment constitute a dressing of the invention. In such case, the absorbing element may in itself show adhesive properties or it may not show adhesive properties and it will then typically be secured to the desired site using conventional means such as a cover dressing.

In a preferred embodiment of the invention, the dressing comprises a skin-contacting surface comprising an area showing a skin friendly adhesive.

Such a dressing may suitably be a dressing comprising a substantially water-impervious layer or film and a skin-friendly adhesive in which an absorbing constituent or element is incorporated.

The skin-friendly adhesive may be any skin-friendly adhesive known per se, e.g. an adhesive comprising hydrocolloids or other moisture absorbing constituents such as the adhesives disclosed in US patent No. 4,231,369 and in US patent No. 4,367,732 comprising hydrocolloids. A dressing comprising a separate absorbing element may e.g. be of the type disclosed in US Patent No. 5,051,259 or 5,714,225.

A water impervious layer or film may be of any suitable material known per se for use in the preparation of wound dressings e.g. a foam, a non-woven layer or a polyurethane, polyethylene, polyester or polyamide film. A suitable material for use as a water impervious film is a polyurethane film such as the low friction film material is disclosed in US patent No. 5,643,187.

A dressing of the invention preferably has bevelled edges in order to reduce the risk of "rolling-up" the edge of the dressing reducing the wear-time. A bevelling may be carried out discontinuously or continuously in a manner known per se e.g. as disclosed in EP patent No. 0 264 299 or in US patent No. 5,133,821.

5

The adhesive may be covered by a protective cover or release liner such as siliconized paper. The protective cover is not present during the use of a dressing of the invention and is therefore not an essential part of the invention.

10 The dressing of the invention has mainly been described with reference to wound dressings but it will be evident for the skilled in the art that the invention is not limited to wound dressings. Thus, a medical dressing of the invention may be in the form of a wound dressing or an ostomy appliance or a dressing for covering an incision site in the skin.

15

The invention further relates to a method for preparing a medical dressing in the form of a foam comprising a complex of silver and a transitional element of Group IV of the periodic system of elements which method comprises mixing the complex of silver and an element of transition Group IV of the periodic system of elements with water and a surfactant, adding one or more prepolymer(s) during mixing, transforming the resulting mixture into thin layer having a predetermined thickness, letting the resulting mixture foam and drying the resulting sheet at an elevated temperature. It is contemplated that such a foam system may also be produced directly from isocyanate and polyol(s).

20

25 Still further, the invention relates to a method of absorbing exudate from a wound or from an artificial orifice or opening such as the end of an intestine or stoma protruding from the skin of a human body or the skin around a stoma or the area around an incision point for drainage and which method comprises

30 a) identifying the wound, stoma, fistula or drainage site of the patient,  
b) securing a medical dressing comprising a complex of silver and being capable of releasing antimicrobial silver ion activity, said complex comprising silver and a



transitional element of Group IV of the periodic system of elements to the patient's skin in such a manner that covers the area of a wound or surrounds the area of the stoma, the fistula or the drainage site.

#### 5 **Description of the Preferred Embodiments**

The invention is now explained more in detail with reference to the below working Example which discloses preferred embodiments of the invention and which is not to be considered as limiting the scope of the protection set forth in the appended claims.

10

#### **MATERIALS AND METHODS**

Newborn Calf Serum, Gibco BRL (Lot. No.: 3033873D)

15 Sodium nitrate, Merck, analytical grade (Lot. No.: 259337-120)

Calcium Nitrate tetra hydrate, Merck, analytical grade (Lot. No.: 93252-647)

Ion exchanged water (Conductivity 0,04 $\mu$ S) from internal laboratory supply

20

Silver nitrate standard 1000 mg/ml, KEBO lab. (Lot. No.: 19797.0500)

Hypol 2002 polyurethane prepolymer, Dow Chemicals

25 Pluronic 6200 PO-PE block copolymer, BASF

Silver Sodium Hydrogen Zirconium Phosphate available under the Trade name AlphaSan<sup>®</sup>, Milliken Chemicals

30 Acticoat Seven, a silver containing wound dressing from Westaim Biomedicals™  
Atomic absorption spectrophotometer (Perkin Elmer 305)

A 0.5M sodium nitrate solution was prepared by dissolving 42.49 grams of sodium nitrate in one litre of ion exchanged water during stirring.

5 A 0.5M calcium nitrate solution was prepared by dissolving 87.07 grams of sodium nitrate in one litre of ion exchanged water during stirring.

**Method for measuring the release of silver:**

The release of silver was determined by the following method.

- 10 Step A) Samples of the material to be tested were punched out in the form of discs having a diameter of 30 mm.
- Step B) The sample was immersed in 50 ml of each of the test solutions and stirring was started ( $T_0$ ).
- Step C) After stirring for 1, 5, and 24 hours, respectively, 5.0 millilitres of release medium was sampled and replaced with 5.0 millilitres of fresh medium.
- 15 Step D) Each sample was analysed using an atomic absorption spectrophotometer and the content of Silver was calculated and presented as a plot as a function of time. Each experiment was carried out in triplicate.

20 **Example**

**Preparation of antibacterial foam product according to the invention.**

- A polyurethane foam sheet was produced by mixing Hypol 2002 (20 grams), Pluronic 6200 (0.2 grams), water (20 grams), silver sodium hydrogen zirconium phosphate (3 grams) by first mixing the water, silver compound and Pluronic and
- 25 then adding this mixture to the Hypol during mixing. While the mixture still was fluid it was transformed into thin layer by pouring the mixture onto a glass plate, placing a siliconised release paper on the mixture and adjusting the thickness to 2 mm using guiding bars and a doctor roll, allowing the mixture to foam for several minutes. When the material was foamed, the foam sheet was dried in a
- 30 dry air oven at 130 °C. The final foamed sheet had a thickness of 4.5 mm and a content of silver of 9200 mg per square meter of foam (0.92 mg silver /cm<sup>2</sup>).

The release of silver from the product when contacted with different solutions was determined as milligrammes of silver released. The results are presented in the below Table 1 and in Figure 1.

Table 1	Concentration ( $\mu\text{g}/\text{ml}$ )		
	1 hour	5 hours	24 hours
Release Medium			
Newborn calf serum	5.22	15.74	43.38
Ion exchanged water	0	0	0
Calcium nitrate	0	0	0
Sodium nitrate	13.76	32.24	57.64

5

As appears from Table 1 and Figure 1, no silver was released when in contact with ion exchanged water or calcium nitrate solution whereas a rapid release of silver ions takes place when in contact with monovalent cationic solutions. The highest release of silver was seen when in contact with 0.5M sodium nitrate solution and newborn calf serum which media both contain monovalent cations.

10

#### Comparative Example

The release of silver from Acticoat Seven was determined using the same procedure as above and the results are presented in the below Table 2 and in

15 Figure 2.

Table 2	Concentration ( $\mu\text{g}/\text{ml}$ )		
	1 hour	5 hours	24 hours
Release medium			
Newborn calf serum	9.75	25.04	38.81
Ion exchanged water	12.29	28.75	51.83
Calcium nitrate	35.63	67.43	75.99
Sodium nitrate	21.45	44.18	61.39

As appears from Table 2 and Figure 2, silver is released in ion-exchanged water, calcium nitrate solution, sodium nitrate solution, and in newborn calf serum.

20

Thus, the foam of the invention is superior to the known product with respect to controlling the release of silver ions in that no activity is released when contacted with ion exchanged water whereas a much higher release is observed when in contact with monovalent cations which are e.g. present in new-born calf serum.

**Claims**

1. A medical dressing comprising a complex of silver and being capable of releasing antimicrobial silver ion activity, said complex comprising silver and a transitional element of Group IV of the Periodic System of Elements.
2. A medical dressing as claimed in claim 1, characterised in that the silver is in the form of complex with zirconium.
3. A medical dressing as claimed in claim 2, characterised in that the silver is in the form of a silver sodium hydrogen zirconium phosphate complex.
4. A medical dressing as claimed in any of claims 1 - 3, characterised in that the contents of silver is in the range of 0.01 to 30 mg silver/cm<sup>2</sup> wound dressing.
5. A medical dressing as claimed in any of claims 1 - 4, characterised in that it comprises an absorbing constituent or element.
6. A medical dressing as claimed in claim 5, characterised in that the dressing comprises a separate element of an absorbing foam or paste, or comprises hydrocolloids and/or an alginate in the form of a separate element or homogeneously distributed in the dressing.
7. A medical dressing as claimed in claim 6, characterised in that dressing comprises a polyurethane foam layer forming at least a part of the skin contacting surface of the dressing.
8. A medical dressing as claimed in any of claims 1 - 7, characterised in that the skin contacting surface comprises an area showing a skin friendly adhesive.

9. A medical dressing as claimed in any of claims 1 - 8, characterised in that it is in the form of a wound dressing or an ostomy appliance or a dressing for covering an incision site in the skin.
- 5 10. A method of absorbing exudate from a wound or from an artificial orifice or opening such as the end of an intestine or stoma protruding from the skin of a human body or the skin around a stoma or the area around an incision point for drainage and treating the same with silver ions which method comprises
- 10 a) Identifying the wound, stoma, fistula or drainage site of the patient,
- b) securing a medical dressing comprising a complex of silver and being capable of releasing antimicrobial silver ion activity, said complex comprising silver and a transitional element of Group IV of the Periodic System of Elements to the patient's skin in such a manner that covers the area of a wound or surrounds the area of the stoma, the fistula or the drainage site.

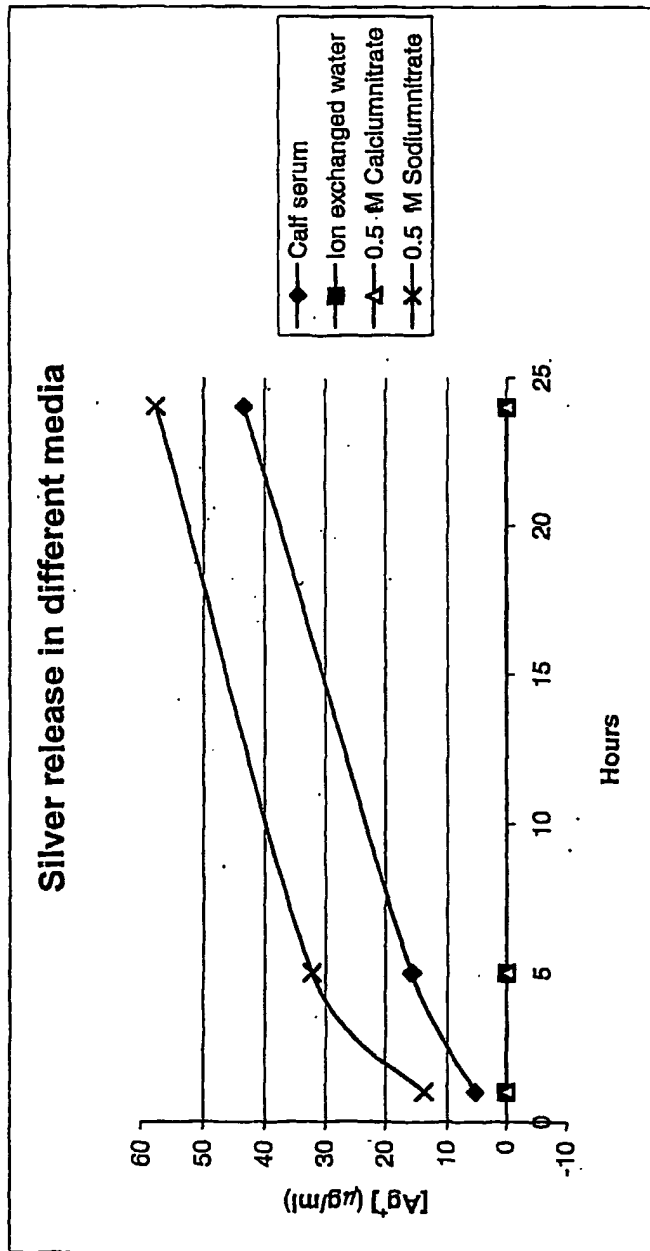
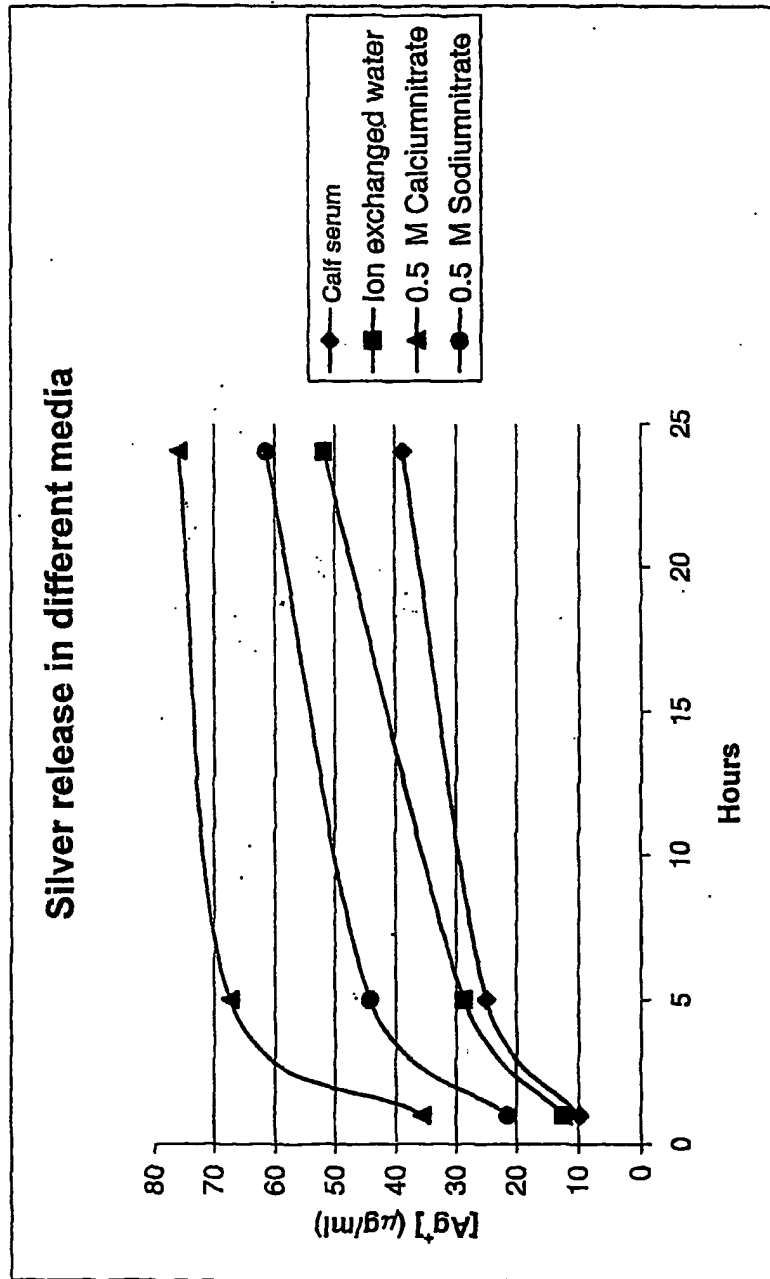


Fig. 1



**Fig. 2**



**INTERNATIONAL SEARCH REPORT**

International Application No  
PCT/DK 02/00095

**A. CLASSIFICATION OF SUBJECT MATTER**  
IPC 7 A61L15/44 A61L26/00 A61L28/00

According to International Patent Classification (IPC) or to both national classification and IPC

**B. FIELDS SEARCHED**

Minimum documentation searched (classification system followed by classification symbols)  
IPC 7 A61L

Documentation searched other than minimum documentation to the extent that such documents are included in the fields searched

Electronic data base consulted during the international search (name of data base and, where practical, search terms used)

WPI Data, EPO-Internal, PAJ

**C. DOCUMENTS CONSIDERED TO BE RELEVANT**

Category *	Citation of document, with indication, where appropriate, of the relevant passages	Relevant to claim No.
X	<p>MILLIKEN &amp; COMPANY: "Alphasan" US TRADEMARK ELECTRONIC SEARCH SYSTEM, 'Online! 3 October 2000 (2000-10-03), XP002179460 US Retrieved from the Internet: &lt;URL:http://tess.uspto.gov/bin/showfield?f =doc&amp;state=14rhd.2.2&gt; 'retrieved on 2001-10-05! the whole document</p> <p style="text-align: center;">--- -/-</p>	1-3

Further documents are listed in the continuation of box C.

Patent family members are listed in annex.

\* Special categories of cited documents :

- \*A\* document defining the general state of the art which is not considered to be of particular relevance
- \*E\* earlier document but published on or after the international filing date
- \*L\* document which may throw doubts on priority claim(s) or which is cited to establish the publication date of another citation or other special reason (as specified)
- \*O\* document referring to an oral disclosure, use, exhibition or other means
- \*P\* document published prior to the international filing date but later than the priority date claimed

- \*T\* later document published after the international filing date or priority date and not in conflict with the application but cited to understand the principle or theory underlying the invention
- \*X\* document of particular relevance; the claimed invention cannot be considered novel or cannot be considered to involve an inventive step when the document is taken alone
- \*Y\* document of particular relevance; the claimed invention cannot be considered to involve an inventive step when the document is combined with one or more other such documents, such combination being obvious to a person skilled in the art.
- \*Z\* document member of the same patent family

Date of the actual completion of the international search

Date of mailing of the international search report

19 April 2002

29/04/2002

Name and mailing address of the ISA  
European Patent Office, P.B. 5818 Patentlaan 2  
NL - 2280 HV Rijswijk  
Tel. (+31-70) 340-2040, Tx. 31 651 epo nl,  
Fax (+31-70) 340-3016

Authorized officer

ESPINOSA, M

## INTERNATIONAL SEARCH REPORT

International Application No  
PCT/DK 02/00095

C.(Continuation) DOCUMENTS CONSIDERED TO BE RELEVANT		
Category *	Citation of document, with indication, where appropriate, of the relevant passages	Relevant to claim No.
X	<p>DATABASE WPI Section Ch, Week 199722 Derwent Publications Ltd., London, GB; Class A96, AN 1997-242307 XP002179461 &amp; JP 09 078430 A (OJI PAPER CO), 25 March 1997 (1997-03-25) abstract</p>	1-3
X	<p>EP 0 905 289 A (NAKAMURA KENJI) 31 March 1999 (1999-03-31) cited in the application column 6, line 5 - line 7; claims; examples</p>	1,2,5
A	<p>EP 0 781 566 A (TOYO BOSEKI) 2 July 1997 (1997-07-02) page 3, line 55; claims; examples</p>	1-10
A	<p>WO 00 61367 A (MILLIKEN &amp; CO) 19 October 2000 (2000-10-19) claims</p>	1-3
A	<p>EP 0 272 149 A (COLOPLAST AS) 22 June 1988 (1988-06-22) cited in the application claims</p>	1-3
A	<p>DATABASE WPI Section Ch, Week 199120 Derwent Publications Ltd., London, GB; Class A60, AN 1991-146140 XP002179462 &amp; JP 03 083905 A (TOA GOSEI CHEM IND LTD), 9 April 1991 (1991-04-09) abstract</p>	1-3
A	<p>DATABASE WPI Section Ch, Week 199927 Derwent Publications Ltd., London, GB; Class A92, AN 1999-322243 XP002179463 TESS: &amp; JP 11 115108 A (KAWAKAMI SANGYO KK), 27 April 1999 (1999-04-27) abstract</p>	1-3

**INTERNATIONAL SEARCH REPORT**

Information on patent family members

International Application No

PCT/DK 02/00095

Patent document cited in search report		Publication date	Patent family member(s)	Publication date
JP 9078430	A	25-03-1997	NONE	
EP 0905289	A	31-03-1999	JP 3051709 B2 JP 11107033 A EP 0905289 A2 US 5985301 A	12-06-2000 20-04-1999 31-03-1999 16-11-1999
EP 0781566	A	02-07-1997	JP 9176379 A JP 9187501 A JP 9187502 A JP 10151191 A JP 10158432 A EP 0781566 A2 US 5783570 A	08-07-1997 22-07-1997 22-07-1997 09-06-1998 16-06-1998 02-07-1997 21-07-1998
WO 0061367	A	19-10-2000	US 6187456 B1 AU 4201300 A BR 0006020 A CN 1300249 T EP 1102677 A1 WO 0061367 A1	13-02-2001 14-11-2000 06-03-2001 20-06-2001 30-05-2001 19-10-2000
EP 0272149	A	22-06-1988	DK 616986 A DE 3777354 D1 EP 0272149 A2 ES 2039253 T3	20-06-1988 16-04-1992 22-06-1988 16-09-1993
JP 3083905	A	09-04-1991	JP 1887441 C JP 6010126 B	22-11-1994 09-02-1994
JP 11115108	A	27-04-1999	NONE	